

## MAMA SHELTER

### CASE STUDY

**Mama Shelter, 419-437 Hackney Road, London E2 8PP**



### Design Heavy Chic Boutique

The bar was set very high for this one because not only did we have to come up with excellent designs for two fireplace and flue systems, but we had to turn it all around from initial contact to final installation and commissioning in a few short weeks.

The brand look was very strong and uniquely focused on vibrant modern Bauhaus internationalist meets Shoreditch hipsterism – quite a challenge!

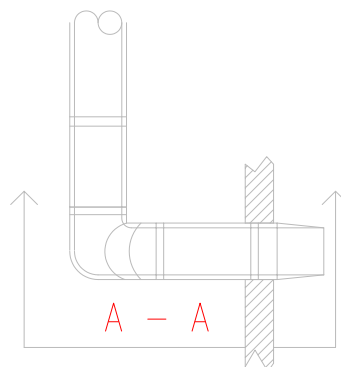
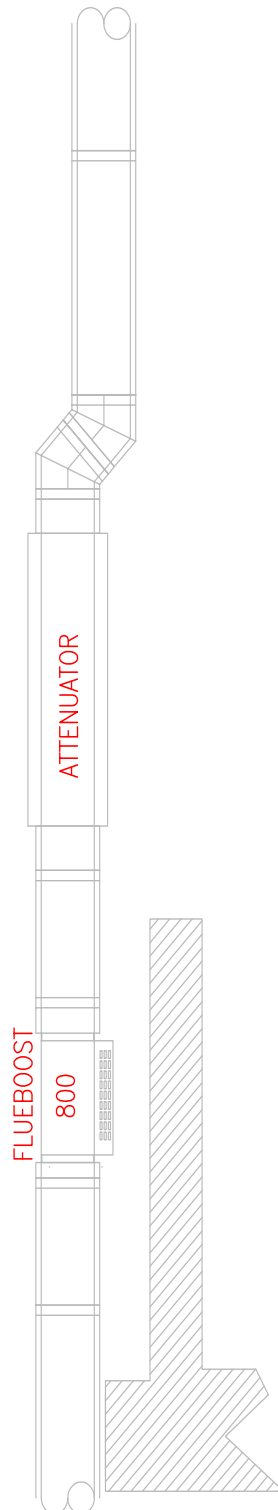


### Bespoke Fireplace Designs

We designed and installed a Cassette 500 Opti-myst electric fire effect unit into a brickwork recess at the external entrance area, with a lockable stainless-steel housing box and toughened glass door.

The design included power and water feed with filter and ventilation system.

The end result was a very plush, bright and colourful focal point for clientele to enjoy while taking in the spectacle of Shoreditch street-life.



FlueCraft Ltd  
Unit 7 Walworth Enterprise Centre  
Duke Close, West Way  
Andover  
Hampshire  
SP10 5AP

[paul.kennedy@fluecraft.co.uk](mailto:paul.kennedy@fluecraft.co.uk)  
07920 010136

Andover office – general enquiries  
[info@fluecraft.co.uk](mailto:info@fluecraft.co.uk)  
01264 392208

[www.fluecraft.co.uk](http://www.fluecraft.co.uk)

# MAMA SHELTER

## CASE STUDY

# FlueCraft

### Construction


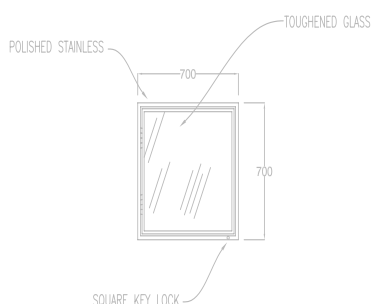
We manufactured and powder-coat finished a bespoke steel canopy and fire hearth with toughened, laminated, low lead content glass side panels. A gas burner was slotted into the hearth with all controls, gas fittings and wiring hidden away in an accessible chamber beneath the fire.



### Flue & Fan System

A twin-wall insulated stainless-steel flue with attenuation and in-line fan system was installed above ceiling level.

This runs along an intricate route between various other utilities to a discreet termination point at the rear of the building. There are access panels along the flue route for inspection and maintenance.



FlueCraft Ltd  
Unit 7 Walworth Enterprise Centre  
Duke Close, West Way  
Andover  
Hampshire  
SP10 5AP

[paul.kennedy@fluecraft.co.uk](mailto:paul.kennedy@fluecraft.co.uk)  
07920 010136

Andover office – general enquiries  
[info@fluecraft.co.uk](mailto:info@fluecraft.co.uk)  
01264 392208

[www.fluecraft.co.uk](http://www.fluecraft.co.uk)